

Rockface Sliced Brick Veneer

Timeless beauty inspired by the rugged character of rock and stone

The soft and rugged texture of this collection gives character to any home whilst maintaining a strong, and solid look. It compliments to any surroundings.

Specifications:

Dimension: 215 (L) x 67 (W) x ~22 (H) mm
Weight: 0.50 kg / pc



Rockface Sandblast Sliced Brick Veneer

Timeless beauty inspired by the rugged character of rock and stone

The craggy and weathered textures with a subtle touch gives this collection a spectrum that compliments to many designs

Specifications:

Dimension: 215 (L) x 67 (W) x ~22 (H) mm
Weight: 0.50 kg / pc



Rockface Sliced Brick Veneer

Timeless beauty inspired by the rugged character of rock and stone



About CLAYBRICKS

Make Your Dream Home A Reality

Claybricks & Tiles Sdn. Bhd. (Claybricks) is presently the largest manufacturer of fine quality clay products in Malaysia. The company manufactures a wide range of products, namely:-

- Facing Brick/Block
- Veneer Brick
- Clay Paver
- Decorative Brick/Block
- Garden and Landscape Product
- Custom-make Product, and
- Brick Accessories



Our state-of-the-art plant, located in Kota Tinggi - Johor, has an annual production capacity of 300,000 metric tons of burnt clay products in wide variety of colors and textures. The texture ranges from smooth face, bark-face, wirecut, rockface, sandblast, cobble, and tumble; and the color ranges from white, cream, grey, brown, purple to many other blends and tones. Accessory brick and brick of special shape are also produced to fulfill individual's needs.



Claybricks produces all products in its state-of-the-art factory using finest clay and under stringent quality control to achieve the highest quality and distinctive features:-

- Wide range of authentic earthy colors and textures
- Burnt to exceedingly high temperature to achieve extraordinary strength and durability
- Low porosity to resist stain, fungus growth, and salt attack for minimum maintenance
- Permanent color-fast to last a lifetime of satisfaction
- Natural color & texture to allow your home to blend with the surroundings

Our products are ready to cater for various applications, such as:-

- Building materials for new building & home improvement or renovation
- Interior & exterior design
- Pavement & driveway
- Garden & Landscape (Bricks, deco stones, flowerpot, fencing, turfz paver, plant guard, etc.
- D.I.Y.

With Claybricks, you will always find a choice to suit your needs from amongst our wide range of products. Call us now, our staff will be very happy to assist you.



Claybricks & Tiles Sdn. Bhd. (Co. No. 193728-V)
Principal Office
15 A&B, Jalan Kuning 2,
Taman Pelangi,
80400 Johor Bahru,
Johor, Malaysia
Tel: +607 331 5003
Fax: +607 331 6070
email: claybricks@tm.net.my

K.L. Office
30-2A Jalan 9/125-D
Taman Desa Petaling,
51700 Kuala Lumpur,
Malaysia.
Tel: +603 9058 5033
Fax: +603 9058 5099
email: marketing@claybricks.com



Export & Showroom Office
6 Jalan Arung 1,
Kws. Perind Taman Johor,
81200 Johor Bahru,
Johor, Malaysia
Tel: +607 237 1787
Fax: +607 233 1545
email: export@claybricks.com

Factory
Batu 5, Jalan Mawai,
81900 Kota Tinggi,
Johor, Malaysia
Tel: +607 883 4860
Fax: +607 883 4759
email: production@claybricks.com

Claybricks Offers a World of Natural Beauty

Rockface Sandblast Sliced Brick Veneer

Timeless beauty inspired by the rugged character of rock and stone



Cobble Cottage Brick Veneer

Specially crafted to highlight the features of aged brickwork

Cobble brick veneer has a neat eroded appearance with a subtle texture and round edges. Ranging from bold to subdued in a variety of colors, it complements to almost all architectural design, be it traditional or contemporary, home building or landscaping


Specifications:

Dimension: 215 (L) x 67 (W) x ~22 (H) mm
Weight: 0.46 kg / pc



Cobble Cottage Brick Veneer

Specially crafted to highlight the features of aged brickwork



New Product - Wirecut Antique Veneer



Method of Installation

Methods of Brick Veneer Installation

Brick veneers are being installed using a variety of procedures. Ceramic tile installation techniques are often used to install the brick units, either at the jobsite or on prefabricated panels, and homeowners are renovating with do-it-yourself brick veneer products.

For large scale projects, brick veneer has been placed into forms and cast integrally with concrete, thus providing a very attractive architectural prefabricated panel. Another procedure involves bonding brick veneer to a substrate of convenient size, resulting in small, lightweight, easily installed modular panels.

Step 1

Clear all the dirt, oil, grease, or other contaminants, and remove all the loose plaster, paint, and scale on wall. Chip the existing painted wall surfaces with a chipping hammer and brush away all the flaky bits. Ensure that all surfaces are structurally sound.




Step 2

Apply a scratch coat to cover and level any uneven wall surfaces if necessary and allow the set prior to applying the adhesive mortar. Prepare the adhesive mortar according to the manufacturer's instructions. Be careful that you add appropriate amount of water/latex in order to achieve good workability. Apply the mortar and level it with the flat side of a trowel to about 10 mm thick, comb the surface with the notched side of the trowel and remove the excess mortar. It is recommended that you use water proof mortar for the sliced brick veneer.



Step 3

Press the brick veneer firmly and evenly onto the wall surface so that the mortar behind the veneer squeezes out around its sides. Use a gentle wiggling action whilst pressing to ensure a strong bond between the veneer and wall surface.



Step 4

Use a small brush (about 8 mm in diameter and wet constantly) to smooth the mortar in the gaps between the veneers while the mortar is still wet. If you want to grout the joints, use a grouting pallet tool to carefully fill in the joints with mortar. If you prefer color joints, oxide colorants can be mixed with the mortar. Take care not to dirty the veneer surface with the mortar as cleaning is a hassle. Use a round or flat pointing tool to finish the joints when the mortar is thumbprint hard. Do not work on the joints too soon or the mortar will smear. Lastly, brush away any loose or excess dry mortar.



Brick Veneer - Its Uses And Properties

Clay fired bricks have been used for building for their beauty, warmth and durability of brick houses for thousand of years. The distinctive features of the traditional brick houses can be reclaimed for the walls that built with plain plastered furnishes or other alternative materials by replacing with brick veneers at economical cost.

Brick veneer is a relatively new product which is seeing increasing popularity in commercial, residential, and do-it-yourself markets. Brick veneer is produced from shale or clay and is kiln-fired. These brick veneers are much like facing bricks, except they are approximately 10 to 50 mm thick. The face sizes are normally the same as conventional brick and therefore, when in place, give the appearance of a conventional brick masonry wall.

The selection of brick veneer is based on its colors, textures, and finishes. As with all other fired clay or shale products, color depends on the chemical composite of the raw material, the intensity of firing, and controls used in the firing. The color ranges for brick veneer units are as unlimited as those for other fired clay brick. The texture of brick veneer depends on the method of manufacture and the surface treatment used prior to firing or after firing.

Special shapes of thin brick can be used to create sills, cornices, quoins and other ornamental architectural details. While most commonly used for remodeling applications, brick veneers are also used in new construction where substantial weight of full thickness masonry is a consideration.

Brick veneers from Claybricks are available in various sizes, colors, and textures. The most common size is 215 x 67 x 10 mm. Other sizes such as 215 x 135 x 30, 215 x 270 x 30, 215 x 405 x 30 mm etc. are also available and suitable for large buildings.





Crafted from natural clay, the variety and richness of colors make CLAYBRICKS' brick veneers the ideal materials for any home deco (both interior and exterior designs). All you need is imagination, and you can create endless combinations in your own style.

Distinctive Features:

- Timeless Beauty** The natural color is uniquely attractive, everlasting and mellows with time
- Durable** Able to withstand any adverse weather conditions from searing heat to bitter cold, it is one of the most enduring building materials ever known
- Easy Installation** Brick veneer is easy and simple to install. It is a very cost effective cladding material
- Maintenance Free** Brick veneer never rots, fades, warps, dents, or tears, never needs to be painted and does not burn. It is maintenance free so you do not have to do anything to keep it looking beautiful
- Energy Efficiency** It renders excellent thermal insulation and works like a layer of insulating plaster
- Quiet** Its excellent sound absorbent property brings tranquility and a sense of security to your home

Textures:



Note: The colors displayed in this catalog are as close to the true natural colors as the printing will allow

Smoothface Sliced Brick Veneer

Lives in with the fascinating charm of natural colors and exquisite styles

Claybricks invites you to discover a new range of brick veneers with polished texture, extra variety and rich tone. With them, you can create the most striking effect of color combinations of burnt clay in its natural tones and shades.

Claybricks' Smoothface Sliced Brick Veneers are made to a thickness of 10 mm for easy installation. They can adhere to any masonry surface without additional reinforcement.


Specifications:
Dimension: 215 (L) x 67 (W) x 10 (H) mm
Weight: 0.22 kg / pc



Traditional Smoothface Brick Veneer

Gives your home the classic look of a traditional brick house with charm and elegance

Specifications:
Dimension: 215 (L) x 67 (W) x 10 (H) mm
Weight: 0.29 kg / pc




Sandblast Sliced Brick Veneer

Enhances your home with a look of old charm

One of the great assets of brick is its natural beauty that mellows with time. This antique feature is reproduced here with the Sandblast Sliced Brick Veneer Collection. It gives you the reminiscent of the look of a century old building yet retains the richness and authenticity of burnt clay colors in contemporary designs.

Specifications:
Dimension: 215 (L) x 67 (W) x 10 (H) mm
Weight: 0.22 kg / pc



Traditional Sandblast Brick Veneer



The distinctive and weathered texture evoke the architecture of historic glory

Specifications:
Dimension: 215 (L) x 67 (W) x 10 (H) mm
Weight: 0.29 kg / pc



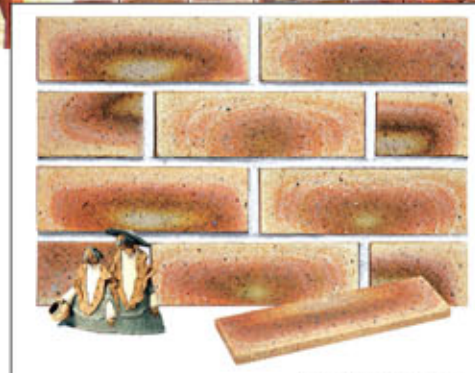

Sandblast Sliced Brick Veneer

Enhances your home with a look of old charm




Smoothface Sliced Brick Veneer

Lives in with the fascinating charm of natural colors and exquisite styles




Traditional Smoothface Brick Veneer

Gives your home the classic look of a traditional brick house with charm and elegance



Traditional Sandblast Brick Veneer

The distinctive and weathered texture evoke the architecture of historic glory



Rockface Sandblast Brick Veneer

The distinctive and weathered texture evoke the architecture of historic glory

